

● Emergency Stop Button Switch: How to Choose and Install One



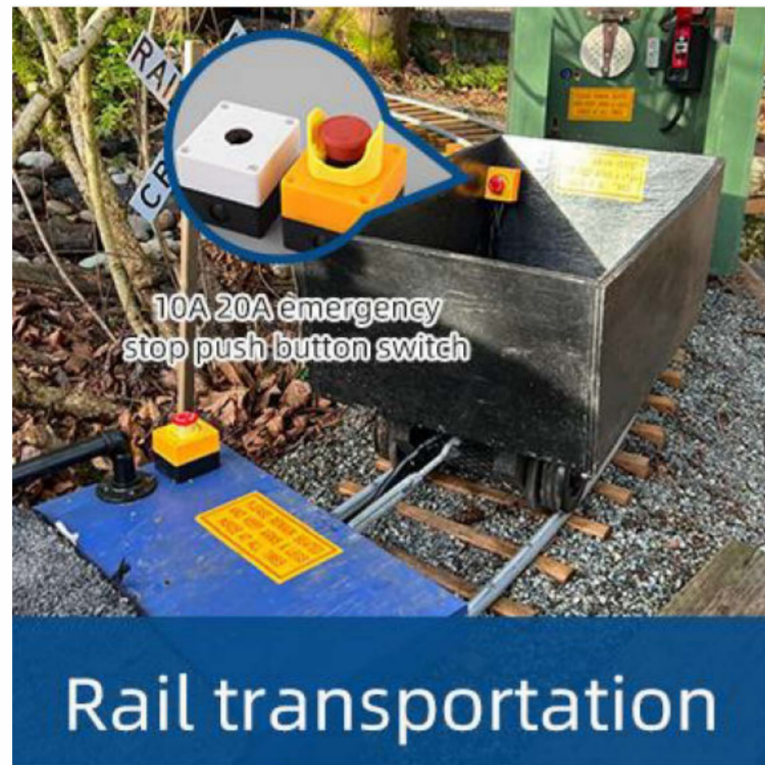
cdoe® Push button
Focus on Quality Push Button manufacturing since 2003

Emergency stop push button switch



How to Protect Your Equipment and Yourself with an e stop button

Have you ever encountered a situation where your equipment malfunctioned, overheated, or got out of control, and you had to stop it immediately to prevent damage or injury? If so, you know how important it is to have an Emergency Stop Switches Push Button that can cut off the power supply and stop the equipment in a snap. But what if someone accidentally or maliciously pressed the Emergency Stop Push Button Switches and caused your equipment to stop working, or worse, restarted it without your permission and caused more harm? That's why you need an Emergency Stop Push Button Switches with key, a special type of push button switch that can stop your equipment in case of an emergency, and only allow you to restart it with a key.



Where Can You Use an Emergency Stop Switches?

- 1. Rail transportation:** You can use an Emergency Stop Switches Push Button to stop the train or the subway in case of an emergency, such as a fire, a collision, or a derailment.
- 2. Public toilets:** You can use an Emergency Stop Switches Push Button to stop the water supply or the flushing system in case of a leak, a flood, or a blockage.
- 3. New energy charging piles:** You can use an Emergency Stop Switches Push Button to stop the charging process in case of a short circuit, a power surge, or a battery explosion.
- 4. Air filtration machines:** You can use an Emergency Stop Switches Push Button to stop the fan or the filter in case of a malfunction, a noise, or a smoke.

[Send an inquiry](#)


What Are the Product Details of Our Emergency Stop Push Button Switches?

We have a variety of Emergency Stop Push Button Switches to suit your needs and preferences, such as:

- 1. Emergency stop switches of various head types:** You can choose from different shapes and sizes of the button head, such as regular, extra large, extra small, or yellow.
- 2. Adaptable to connectors:** You can easily install and use our Emergency Stop Push Button Switches, as they can be connected to different types of terminals, such as pin or screw.
- 3. Wrench tools:** You can buy our wrench tools to fix the product, which will save you a lot of effort and time.
- 4. Waterproof IP65 heads:** You can use our Emergency Stop Push Button Switches in wet or humid environments, as they are resistant to water and dust.
- 5. Metal emergency stop switch with bi-color:** You can enjoy our newly developed metal emergency stop switch, which has a stylish and modern design, and can support dual-color strip lights that change according to the status and mode of the switch. It is also waterproof to IP67, which means it can withstand immersion in water.



Emergency stop switches type



Two material terminals



Button matching connector



Suitable mounting handle



E stop switch waterproof



Bi color e stop switches

How to Choose an e stop button?

When choosing an E Stop button, you should consider the following factors:

- 1. The current and voltage rating:** You should choose an Emergency Stop Push Button Switches that can handle the power supply of your equipment, such as **LA38 series 10A/660V** or **K20 series 20A/400V**.
- 2. The mounting hole size:** You should choose a metal emergency stop button switch or a plastic button switch that is suitable for the size of the panel mounting hole of your equipment. The **metal material** is made of aluminum alloy and supports panel mounting holes of **16MM, 19MM, and 22MM**; the **plastic push button switches** is made of environmentally friendly PC material Made, supports panel mounting holes **16MM, 22MM**.
- 3. The contact combination:** You should choose an Emergency Stop Push Button Switches that can match the circuit of your equipment, such as **normally open, normally closed**, or both.
- 4. The operation type:** You should choose an Emergency Stop Push Button Switches that can suit your preference and requirement, such as **press to lock and rotate to release**, or **key emergency stop** that requires a key to restore.

New style Xb2 series
The original integrated module has been upgraded can more convenient to disassemble

Click to view
Ultra low price and rich features!!!

Send an inquiry

La38 series TS e stop

Y5 series TSC e stop

20A series TSD e stop

20A series TSA emergency stop

Focus on quality push button manufacturing since 2003

CDOE push button switch

16MM Emergency stop

16MM Emergency stop

Small head emergency stop

Emergency stop with LED

Emergency stop series

ROTATE RESET, PRESS SELF-LOCK

Focus on quality push button manufacturing since 2003

CDOE push button switch

AY series

Emergency stop

Long type Emergency stop

Short type Emergency stop

Short type Emergency stop

Black shell emergency stop

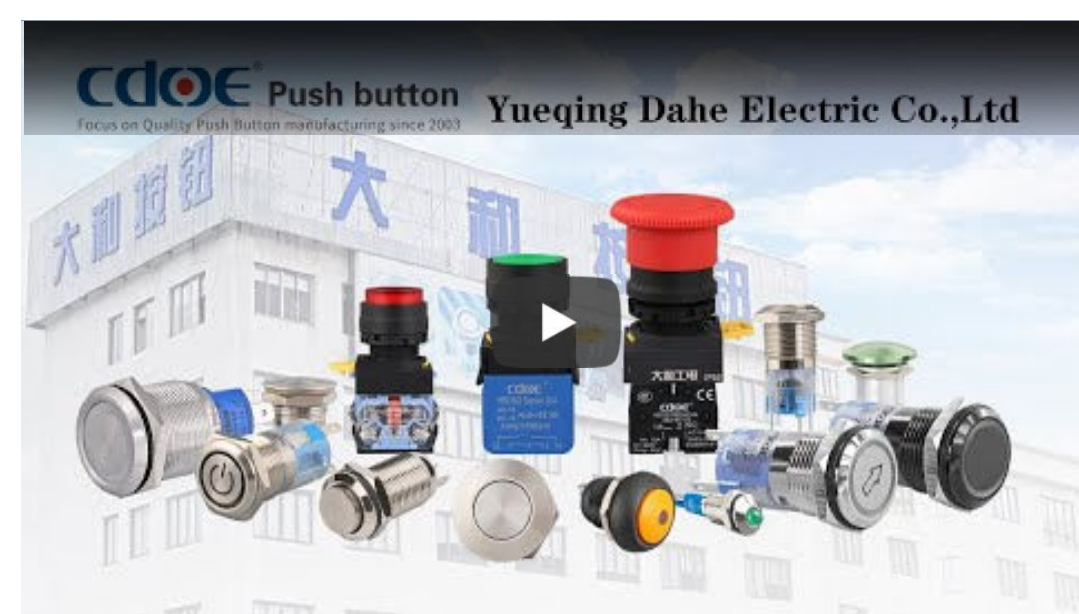
What Is the Function of an Emergency Stop Push Button Switches?

The function of an Emergency Stop Push Button Switches is to stop the machinery or the equipment in case of an emergency, when it cannot be shut down in the usual manner. The purpose of an Emergency Stop Push Button Switches is to reduce the risk of injury or damage by stopping the machinery or the equipment quickly and safely.

An Emergency Stop Push Button Switches is a safety mechanism that is required for many types of machinery, equipment, and devices, such as industrial machines, medical equipment, lifting and moving equipment, transportation vehicles, electrical appliances, and more.

An Emergency Stop Push Button Switches is usually red and has a yellow background, bezel, or housing for attention. It is designed to be easy to press and operate, and may also have a light or a sound to indicate its status. It can have different types of actuation, contacts, reset mechanisms, and features, depending on the application and the safety standards.

How to Use an Emergency Stop Push Button Switches?



Using an Emergency Stop Push Button Switches is easy and simple, as you only need to follow these steps:

1. Install the Emergency Stop Push Button Switches on the panel or the handle of your equipment, according to the mounting hole size and the wiring diagram of the switch.
2. Test the Emergency Stop Push Button Switches to make sure it works properly and safely.
3. Press the Emergency Stop Push Button Switches to stop the equipment in case of an emergency, such as a fire, a collision, or a malfunction.
4. Release the Emergency Stop Push Button Switches to restore the device start circuit, either by rotating the button or by inserting and turning the key, depending on the operation type of the switch.

What Are the Accessories of an Emergency Stop Push Button Switches?

We also offer some accessories for our Emergency Stop Push Button Switches, such as:

1. Warning rings: You can use our warning rings to enhance the visibility and the attention of the Emergency Stop Push Button Switches, and to prevent accidental or unauthorized operation of the switch.
2. Protective covers: You can use our protective covers to protect the Emergency Stop Push Button Switches from dust, water, or impact, and to extend its service life.
3. Other accessories: You can also use our other accessories, such as labels, screws, nuts, washers, etc., to install and use the Emergency Stop Push Button Switches more easily and conveniently.



Leave Your Message

* Name

* Email (We will reply you via email in 24 hours)

Phone/WhatsApp/WeChat (Very important)

* Enter product details such as size, color, materials etc. and other specific requirements to receive an accurate quote.

Send



© Copyright - 2003-2024 - All Rights Reserved.
Hot Products - Sitemap
push button light switch, Buzzer, Push button
Switches, Push Button Micro Switch, Momentary
Push Button Switch, Push Button,

CONTACT US

Huxi No.2 road, Huxi village, Lishi Town,
Yueqing City, 325604, Zhejiang Province, China

0086-0577-61780678

Email: cncdoe@cncdoe.com

NEWLETTER

For inquiries about our products or pricelist,
please leave your email to us and we will be
in touch within 24 hours.

[INQUIRY NOW](#)

SOCIAL

